

Swaps for Team Training

Paper Bead Bracelet earrings and matching Box

Sylvia Lawrence

07790 308289

sylvialawrence2@aol.co.uk

www.comecraftwithme.online



Measurements

Box base 7 3/8" x 7 3/8" lovely lipstick cardstock

Box lid 5 1/2" x 5 1/2" lovely lipstick cardstock

Lid topper 3 1/4" x 3 1/4" lovely lipstick cardstock

Box insert 4 1/4" whisper white cardstock

Swaps for Team Training

Paper Bead Bracelet earrings and matching Box

Sylvia Lawrence

07790 308289

sylvialawrence2@aol.co.uk


www.comecraftwithme.online

Box bottom 3 1/8" x 3 1/8" whisper white cardstock

Inner strip 8" x 1 " whisper white cardstock



On the 7 3/8" x 7 3/8" box base score at 1" and 2" on all four sides



On the 5 1/2" x 5 1/2" box lid score at 1/2" and 1" on all four sides

Swaps for Team Training

Paper Bead Bracelet earrings and matching Box

Sylvia Lawrence

07790 308289



sylvialawrence2@aol.co.uk

www.comecraftwithme.online



Cut away the box base as shown in the diagram, and glue or stick together.

Cut away box lid as shown in the diagram, glue or stick together



Swaps for Team Training

Paper Bead Bracelet earrings and matching Box

Sylvia Lawrence

07790 308289

sylvialawrence2@aol.co.uk

www.comecraftwithme.online



Emboss Lid topper and place on the lid



Then decorate the top



Swaps for Team Training

Paper Bead Bracelet earrings and matching Box

Sylvia Lawrence

07790 308289

sylvialawrence2@aol.co.uk


www.comecraftwithme.online



On the 4 1/4" x 4 1/4" box insert score 1/2" on all four sides



Make a hole in the centre of the box insert using, either the 2 1/4" die or punch



Cut away the areas shown in diagram for the box insert

Swaps for Team Training

Paper Bead Bracelet earrings and matching Box

Sylvia Lawrence

07790 308289

sylvialawrence2@aol.co.uk

www.comecraftwithme.online



Glue or stick box bottom piece 3 1/8" x 3 1/8" as shown



Place in the box



Shape the one inch strip with the bone folder

Swaps for Team Training

Paper Bead Bracelet earrings and matching Box

Sylvia Lawrence

07790 308289

sylvialawrence2@aol.co.uk

www.comecraftwithme.online



Shape your strip into a circle shape then put into circle in the box base



Cut strips of DSP 1/4" x12" and 1/8" tapering down to 1/4"

Each bead will need a 1/4" strip and a 1/8" to 1/4" strip



Using a 5ml paper bead roller roll the 1/4" one first followed by the 1/8" tapering down to 1/4"

Swaps for Team Training

Paper Bead Bracelet earrings and matching Box

Sylvia Lawrence


07790 308289

sylvialawrence2@aol.co.uk

www.comecraftwithme.online



Finished bead, once dry add a wink of stella Clear, add some eyelets to finished bead



Add some findings and you have a beautiful bracelet and matching earrings

Swaps for Team Training

Paper Bead Bracelet earrings and
matching Box

Sylvia Lawrence

07790 308289

sylvialawrence2@aol.co.uk

www.comecraftwithme.online

Swaps for Team Training

Paper Bead Bracelet earrings and matching Box

Sylvia Lawrence

07790 308289

sylvialawrence2@aol.co.uk

www.comecraftwithme.online



[Forever Lovely](#)
[Photopolymer Bundle](#)

150580

Price: £45.00



[All My Love 12" X 12"](#)
[\(30.5 X 30.5 Cm\)](#)

[Designer Series](#)

[Paper](#)

148576


Price: £10.25



[All My Love A4](#)
[Cardstock Pack](#)

148579


Price: £8.00



[Whisper White A4](#)
[Cardstock](#)

106549

Price: £9.00



[Layering Circle](#)
[Framelits Dies](#)

141705

Price: £33.00



[Lovely Lipstick](#)
[Classic Stampin' Pad](#)

147140

Price: £7.00



[Grapefruit Grove 1/8"](#)
[\(3.2 Mm\) Grosgrain](#)

[Ribbon](#)

146954

Price: £5.50



[Multipurpose Liquid](#)
[Glue](#)

110755

Price: £3.75