12 Days of Christmas Creativity Stampin’ Up Advent Calendar

Day 5 Book Style Gift Box Tutorial

Place Order
sylvialawrence2@aol.co.uk
www.comecraftwithme.online





–

Book Style Gift Box Tutorial

Come Craft With Me | 12 Days of Christmas Creativity

Finished box dimensions (as noted): 3" H × 2" W × 3¼" D

1. Cardstock Cover

Cut one piece: 3¼" × 6".

Score along the 6" side at 2⅛" and 3⅞", with a score line at every ⅛" between those marks.

2. Cardstock Boxes

Cut two pieces: 5⅛" × 6".

Score both pieces along the 6" side at 2", 2¾", 4¾" and 5½".

Rotate the first piece clockwise. Score along the 5⅛" side at ¾", 3¾" and 4½".

Rotate the second piece anticlockwise and score along the 5⅛" side at the same measurements: ¾",3¾" and 4½".

Images © Stampin' Up! 1990 - Current

12 Days of Christmas Creativity Stampin’ Up Advent Calendar

Day 5 Book Style Gift Box Tutorial

Place Order
sylvialawrence2@aol.co.uk
www.comecraftwithme.online



Designer Series Paper (DSP) – Cutting Guide

No.	Piece / Use	Measurements	Quantity	Orientation
1	**Front Cover** (Outside Cover) Wraps around both boxes.	3⅛" x 2"	2 pieces	Portrait
2	**Front of Box** (Each Box) Front panel for each box.	2⅞" x 1⅛"	2 pieces	Portrait
3	**Box Sides** (Each Box) Side panels for both boxes.	2⅞" x ⅝"	4 pieces	Portrait
4	**Top & Bottom Sides** (Each Box) Top and bottom panels for both boxes.	⅝" x 1⅛"	4 pieces	Landscape

Plus: Cardstock Cover (wraps around both boxes): 3¼" x 6" | **Ribbon:** 12 inches

Ribbon 2 x 10” inches of ribbon.

4. Assembly overview

Fold and burnish the scored lines of the cover and both box pieces. Form the two box sections, attach

them inside the book-style cover, and decorate with the cut DSP pieces.

Note: The handwritten source provides cutting and scoring measurements, but not detailed cutting, tab placement or adhesive

instructions. Follow the accompanying video for those assembly details.

Happy crafting! | Come Craft With Me

Images © Stampin' Up! 1990 - Current

12 Days of Christmas Creativity Stampin’ Up Advent Calendar

Day 5 Book Style Gift Box Tutorial

Place Order
sylvialawrence2@aol.co.uk
www.comecraftwithme.online

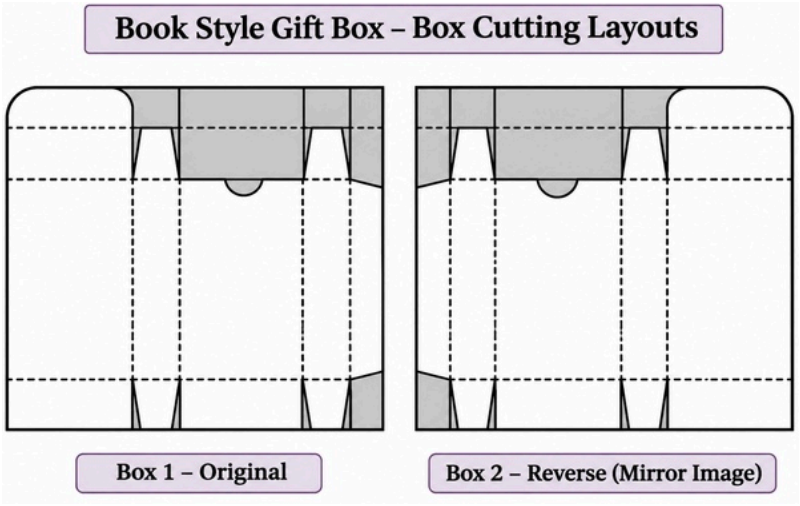

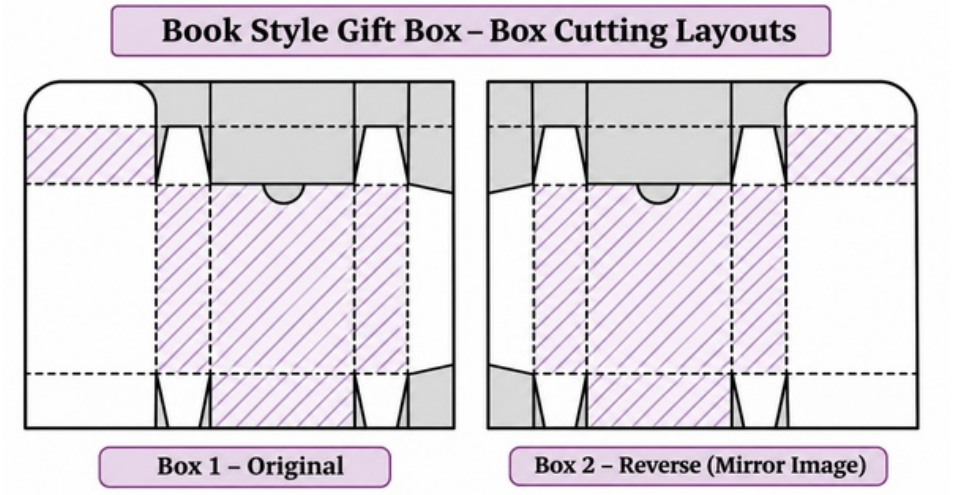

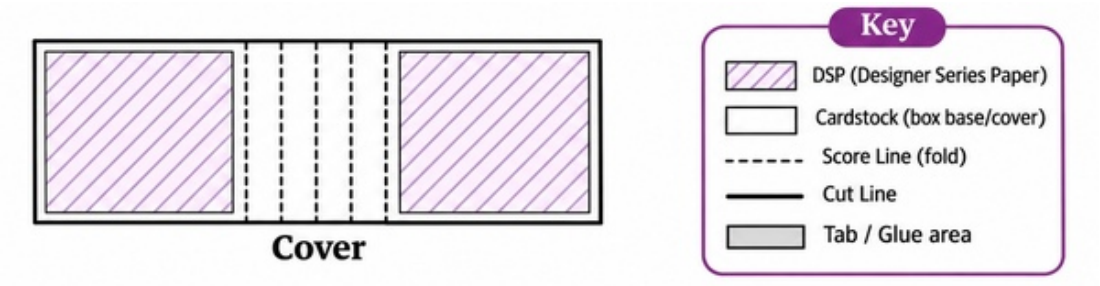

Images © Stampin' Up! 1990 - Current

12 Days of Christmas Creativity Stampin’ Up Advent Calendar

Day 5 Book Style Gift Box Tutorial

Place Order
sylvialawrence2@aol.co.uk
www.comecraftwithme.online



[12 Days Of Creativity Advent Calendar (English) - 168589]

Price: £93.00

Add to Cart



[Simply Scored Scoring Tool - 122334]

Price: £35.00

Add to Cart



[Bone Folder - 102300]

Price: £7.50

Add to Cart



[2026-2028 In Color™ A4 Cardstock - 167684]

Price: £14.00

Add to Cart



[Night Of Navy A4 Cardstock - 106577]

Price: £14.00

Add to Cart



[Multipurpose Liquid Glue - 154974]

Price: £6.25

Add to Cart

Images © Stampin' Up! 1990 - Current